

Cambox MIDI

Multi-Brand Cameras Fiber / Hybrid System

The LIVE PRODUCTION Fiber or Hybrid Solution

1



JVC

2



Sony

3



Panasonic

4



Sony Venice

Transform your Camcorder into a Full Featured Studio Camera



Fiber Pairs
or **Hybrid**
Rugged
Cables




*up to **FOUR** cameras 1RU*


Perfect for
Fly-Case or
OB-Van




All Signals and Ancillaries you need + Built-in Intercom




CCA – Camera Adapter



Plates and /or Adapters




Double Plate for Fiber Pair with Battery!



1RH
Usable as Wall-Box for Studio or Theatre

1RH Single Channel Hybrid Interface



3G SDI VIDEO →

3G SDI VIDEO ←

Genlock →

Intercom →

Remote 1 (ETHERNET) →

Remote 2 (RS422 / 232) →

Remote 3 (LANC) →

Timecode ←


Audio Auxes ←

Tally / GPI ←


Rugged Fiber Pair Opt.

← **POWER**


Hybrid (SMPTE311M)
Fiber Pair plus Copper




CCU – Control Unit



CCU – with Optional Built-In Base Station




Connectors & Cables



Up to 5Km

Ctrl



ORH Hybrid Interface (4Ch Lemo Show)

Cambox MIDI

Multi-Brand Cameras Fiber / Hybrid System

The LIVE PRODUCTION Hybrid Solution in Theatre!



All Signals and Ancillaries you need + Built-in Intercom

CCA – Camera Adapter

- 3G SDI VIDEO
- 3G SDI VIDEO
- Genlock
- Intercom
- Remote 1 (ETH)
- Remote 2 (RS)
- Remote 3 (LANC)
- Timecode
- Audio Auxes
- Tally / GPI

Fiber Pair

POWER

Hybrid (SMPTE311M)
Fiber Pair plus Copper

Smart Power Management
Remote Power Enables Power supplied to CCA only after connection and handshaking
Local DC power possible

CCU – Cambox Control Unit

CCU – with Optional Built-In Base Station

Studio Example

WB WB WB WB WB WB WB WB

Fiber Pair

Hybrid

Control Room

Patch Panel to select WB

Ethernet RCP

Other Tally Timecode Aux Audio

Serial RCP

Mixer

External Intercom

Add Planning Flexibility with Studio / Theatre Wall-Boxes

1RH – 2RH
and new coming
CHECK MODELS NOW

Cambox MIDI

Multi-Brand Cameras Fiber / Hybrid System

Application Examples

1 Fiber Pair to CCA with local power

CCU [Ch 1 of 4] ← Fiber Pair → CCA
 CCA Power Brick → CCA
 Camera with Adapter [CCA]

2 Fiber Pair to Wall Box then Hybrid Rugged Cable to CCA

Sony, Panasonic, Canon, JVC,...

CCU [Ch 1 of 4] ← Fiber Pair → WallBox Basic or Plus
 Main → WallBox
 WallBox → Hybrid Cable → Camera

3 Fiber Pair to Wall Box then Hybrid Cable to CCA

Max Hybrid Cable Length: 1Km

CCU [Ch 1 of 4] ← Fiber Pair → WallBox Basic or Plus
 Main → WallBox
 WallBox → Hybrid Cable → Camera

5 Fiber Pair to Wall Box Plus with Local Dual SDI Out and Controlled Power Out

CCU [Ch 1 of 4] ← Fiber Pair → WallBox Plus
 Main → WallBox Plus
 WallBox Plus → Hybrid Cable → Camera
 WallBox Plus available october 2022

6 Classic FOUR cameras

CCU [4 Channels] → 4 x Fiber Pairs → ORH
 CCU [4 Channels] → 1 CTRL-Status Cable → ORH
 ORH → Hybrid Cables → 4 Cameras
 CCU connected ORH then Hybrid cables to CCAs → Cameras

7 Structured (Multiple System)

Control Room → Fiber Patch → Main Theatre, Studio 2, Conference Room 1, Conference Room 2
 Studio 2 → Free Unfixed Wall-Box → Hybrid Cables → Camera
 Conference Room 2 → Free Unfixed Wall-Box → Hybrid Cables → Camera
 or
 Conference Room 2 → Fiber Pair + MIDI Power Brick → Camera
 Just Fiber Pairs and a local main then use flying Wall-Box and Hybrid Cables or a simple fiber pair with MIDI power brick